



TUNNEL XL





TUNNEL XL

Conveyors are the best possible solution for operators who need a high throughput yet still demand the best possible car cleaning results.

The XL CONVEYOR offers a wider frame width, thus allowing easy access to the wide range of vehicles on today market. The AE.5, AE.7, AE.8 conveyors embody quality in the standard range and increase the level of performance. In addition, the provision of well designed accessories, allow the operators to customize the system to their exact requirements.





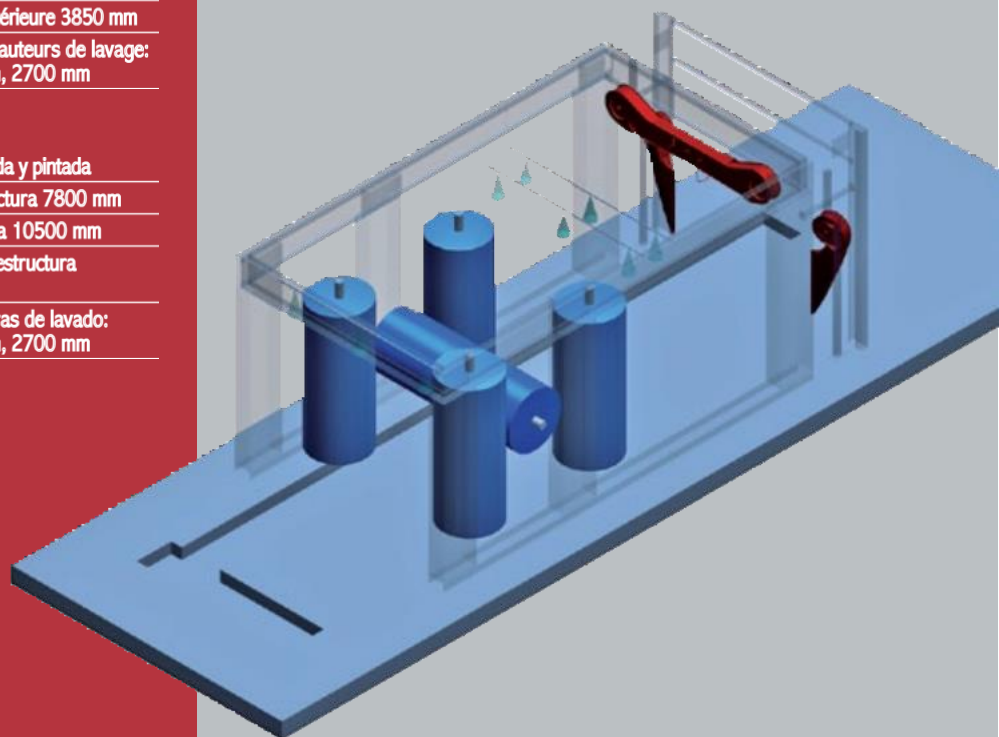
CARATTERISTICHE

Struttura zincata e verniciata
 Lunghezza struttura 7800 mm
 Lunghezza catena 10500 mm
 Larghezza esterna struttura 3850 mm
 Disponibile in 3 altezze di lavaggio:
 2100 mm, 2400 mm, 2700 mm

Structure galvanisée et peinte
 Longueur de la structure 7800 mm
 longueur du convoyeur 10500 mm
 Largeur structure extérieure 3850 mm
 Disponible en trois hauteurs de lavage:
 2100 mm, 2400 mm, 2700 mm

Hot dipped galvanized frame and painted
 Construction length 7800 mm
 Conveyor chain length 10500 mm
 External frame width 3850 mm
 Three wash heights available:
 2100 mm, 2400 mm, 2700 mm

Estructura galvanizada y pintada
 Longitud de la estructura 7800 mm
 longitud de la cadena 10500 mm
 Ancho externa de la estructura
 es de 3850 mm
 Disponible en 3 alturas de lavado:
 2100 mm, 2400 mm, 2700 mm



AE.5

The AE.5 conveyor is the five brush base line model which will fit within an 8 meter frame. This is a mini-CONVEYOR, small in size, but with a high performance and a quality wash.



STANDARD ITEMS

Wash cycle

- Pre-soak arch at the entrance
- Shampoo/water arch
- 5 PE (polyethylene) brushes:
 - 2+2 side brushes on adjustable inclined beams
 - 1 roof brush follows the contour of the vehicle
- Rinse arch
- Cold wax arch
- Top drying with contour blowers made of stainless steel,
- Fixed side dryer with a vertical blower on each side



CARATTERISTICHE

Struttura zincata e verniciata
 Lunghezza struttura 10800 mm
 Lunghezza catena 13800 mm
 Larghezza esterna struttura 3850 mm
 Disponibile in 3 altezze di lavaggio:
 2100 mm, 2400 mm, 2700 mm

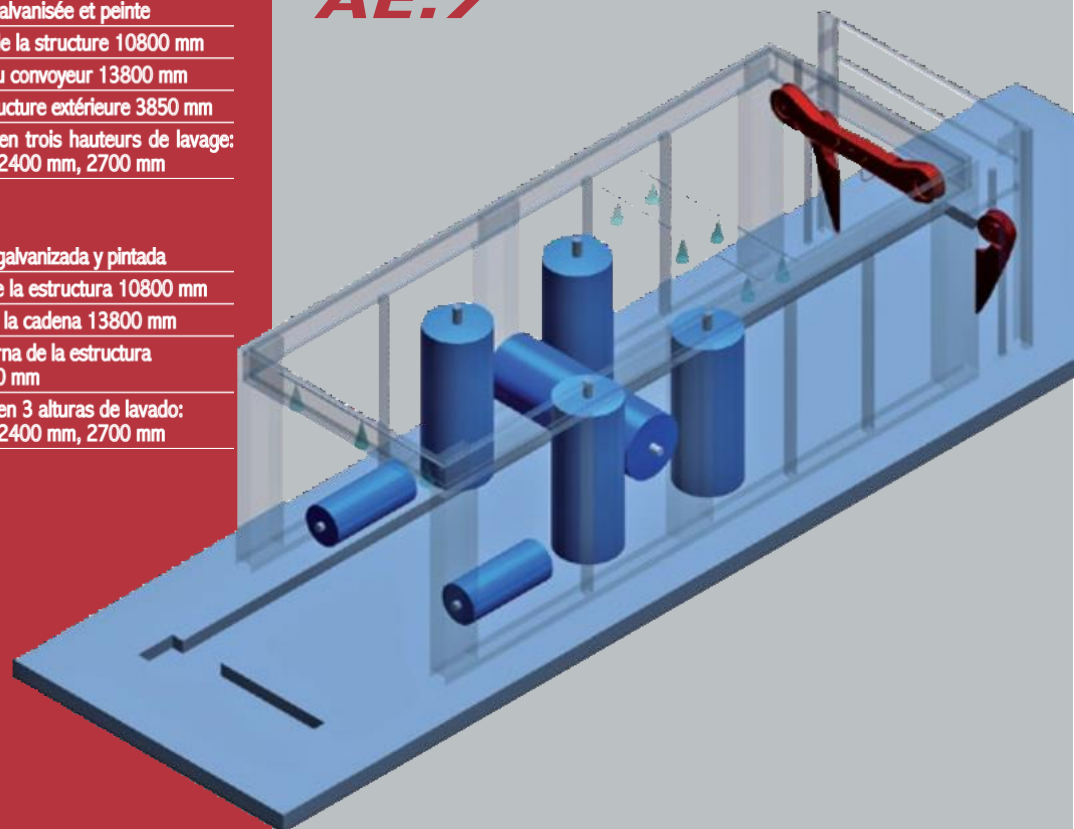
Hot dipped galvanized frame and painted
 Construction length 10800 mm
 Conveyor chain length 13800 mm
 External frame width 3850 mm
 Three wash heights available:
 2100 mm, 2400 mm, 2700 mm

CARACTÉRISTIQUES

Structure galvanisée et peinte
 Longueur de la structure 10800 mm
 longueur du convoyeur 13800 mm
 Largeur structure extérieure 3850 mm
 Disponible en trois hauteurs de lavage:
 2100 mm, 2400 mm, 2700 mm

Estructura galvanizada y pintada
 Longitud de la estructura 10800 mm
 longitud de la cadena 13800 mm
 Ancho externa de la estructura
 es de 3850 mm
 Disponible en 3 alturas de lavado:
 2100 mm, 2400 mm, 2700 mm

AE.7



AE.7

This equipment is the mid-range conveyor; it has 2 longitudinal wheel-wash brushes (which are not available on the AE.5 conveyor), for a total amount of 7 brushes. The 2 wheel washer brushes ensure a thorough cleaning of the rims and the sill, known as the critical areas of the vehicle.



STANDARD ITEMS

Wash cycle

- Water Pre-soak arch at the entrance
- Shampoo/water arch
- 7 PE (polyethylene) brushes:
 - 2 longitudinal wheel brushes
 - 2+2 side brushes on adjustable inclined beams
 - 1 roof brush follows the contour of the vehicle
- Rinse arch
- Cold wax arch
- Top drying with contour blowers made of stainless steel,
- Fixed side dryer with a vertical blower on each side.



CARATTERISTICHE

Struttura zincata e verniciata
 Lunghezza struttura 12800 mm
 Lunghezza catena 15450 mm
 Larghezza esterna struttura 3850 mm
 Disponibile in 3 altezze di lavaggio:
 2100 mm, 2400 mm, 2700 mm

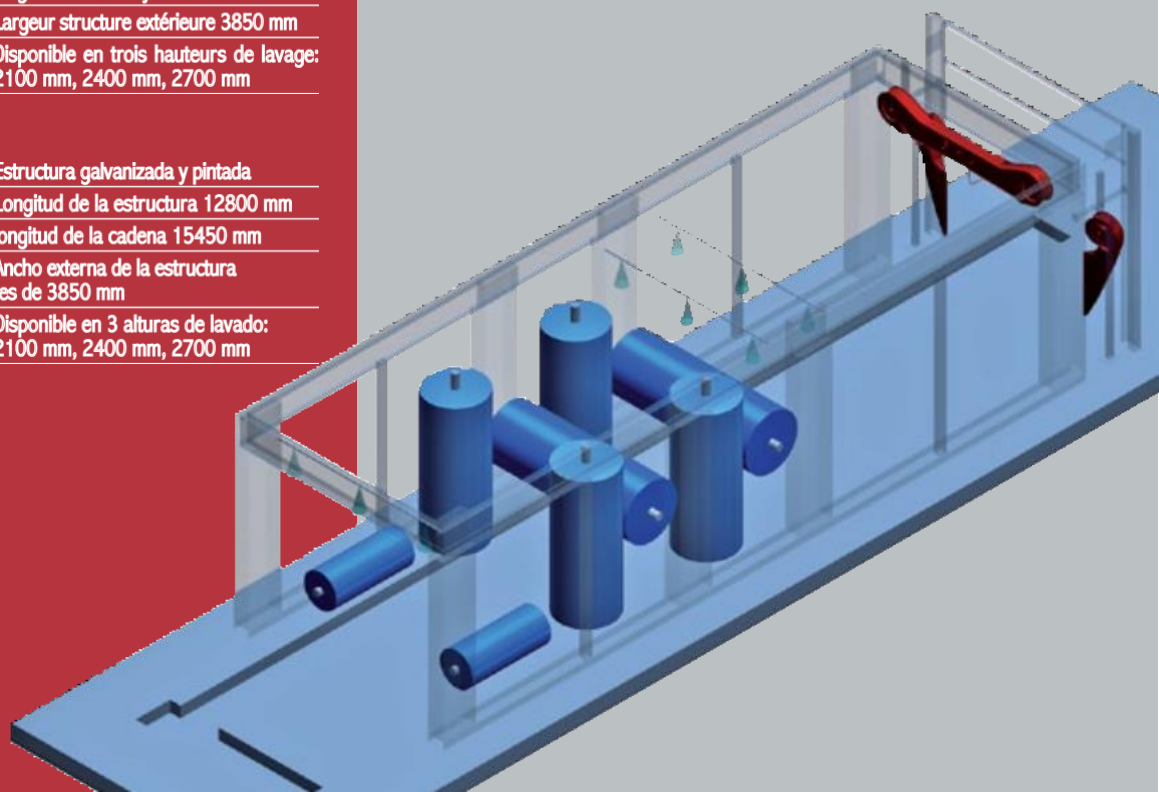
Hot dipped galvanized frame and painted
 Construction length 12800 mm
 Conveyor chain length 15450 mm
 External frame width 3850 mm
 Three wash heights available:
 2100 mm, 2400 mm, 2700 mm

CARACTÉRISTIQUES

Structure galvanisée et peinte
 Longueur de la structure 12800 mm
 longueur du convoyeur 15450 mm
 Largeur structure extérieure 3850 mm
 Disponible en trois hauteurs de lavage:
 2100 mm, 2400 mm, 2700 mm

Estructura galvanizada y pintada
 Longitud de la estructura 12800 mm
 longitud de la cadena 15450 mm
 Ancho externa de la estructura
 es de 3850 mm
 Disponible en 3 alturas de lavado:
 2100 mm, 2400 mm, 2700 mm

AE.8



AE.8

This equipment has got the highest number of brushes, thus ensuring a high washing capacity. It has 8 brushes which enable to achieve an intensive and very thorough wash, thus ensuring the maximum productivity of the entire range.



STANDARD ITEMS

Wash cycle

- Pre-soak arch at the entrance
- Shampoo/water arch
- 8 PE (polyethylene) brushes:
 - 2 longitudinal wheel brushes
 - 2+2 side brushes on adjustable inclined beams
 - 2 roof brush follows the contour of the vehicle
- Rinse arch
- Cold wax arch
- Top drying with contour blowers made of stainless steel,
- Fixed side dryer with a vertical blower on each side


FLEXIBILITY IS THE KEY WORD

It's possible to customize the CONVEYORS by choosing among a wide range of devices and accessories to create an installation perfectly suitable to one's professional needs.



Synchroconvoyer / Platform

Pre-chain with automatic positioning system and push of the vehicles on the main chain.
The aligning platform enables the right inserting of the vehicle into the conveyor.



CALIFORNIA 6"

Total high pressure with 3 oscillating blocks 6 nozzles for the high, medium, and low parts.
Available too only for the medium and/or low parts of the vehicle (California 4" or 2").



TOWER HP

High pressure with 4 percussion rotating nozzles in stainless steel mounted on longitudinal wheel washers.
The nozzles ensure the total cleaning of the low side parts of the vehicle.





HYDRAFLEX

High pressure with 6 percussion rotating nozzles in stainless steel for each side for the medium/low parts of the vehicle.



WHEEL TRACKER

Low translating high pressure for the low parts of the vehicle, for the wheels and the rims.



OSCILLOSTRIP

Curtain with longitudinal movement. According to the used strips, it may help the washing stage with foaming effect or the drying stage.

MEZZE SPAZZOLE

Spazzole verticali aggiuntive controrotanti per il lavaggio dei fianchi del veicolo. (Altezza di lavaggio 0,8 m).

HALF BRUSHES

Additional counter-rotating vertical brushes for washing of the vehicle. (Washing height 0,8 m).

DEMI-BROSSES

Brosses verticaux additionnelles contrarotatives pour le lavage des flancs du véhicule. (Hauteur de lavage 0,8 m).

MEDIOS CEPILLOS

Cepillos verticales contrarrotativos adicionales para el lavado de los laterales del vehículo. (Altura de lavado 0,8 m).



① NIAGARA FOAM - ② SHOWER FOAM

Active foam

Superior devices for the generation and dispensing of cascading foam or shower-like. It generates a very consistent foam with a high adhesion power.



MISTRAL pre-drying

Drying with oscillating or fixed fans which enable an additional drying, as respect to the one standard of a better quality.





Additional side drying

Additional drying for the medium and high parts, with a vertical nozzle for side (suggested for the heights 24 and 27).



Contour pre-drying

Drying following the profile, possibility of tilting of the nozzle in the low part of the vehicle.



EXTRADRY Brushes

3 brushes group with very high absorbing power, velvety surface and extreme care ensure the brushes EXTRADRY to remove every remaining drop from the bodywork and at the same time they enable to polish the paints.

Underchassis wash

It enables the cleaning of the underside of the vehicle.



Remote Control

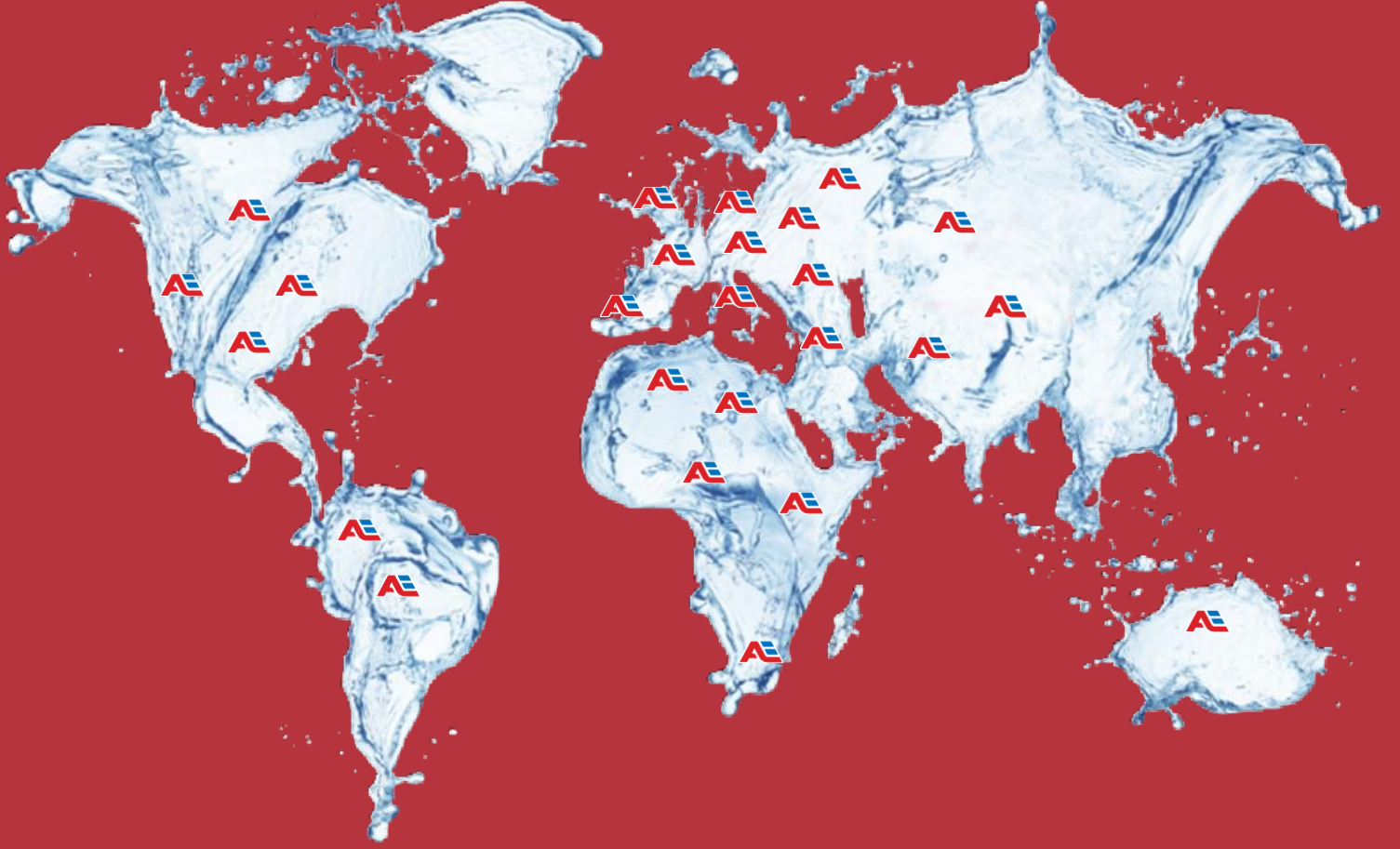
The dialogue man-machine is possible by means of App managed from pc-tablet and smartphone. An easy way to manage the data and the maintenance



TOUCH SCREEN

The easiest and most intuitive way to manage your carwash, thanks to the diagnostic and interconnectivity.





QUIP
SOLUTION



Quip Solution
+966545888598
Info@quipsolution.com
www.quipsolution.com
Kingdom of Saudi Arabia

كويب سلوشن للآلات والمعدات
+966545888598
Info@quipsolution.com
www.quipsolution.com
المملكة العربية السعودية